

questionnaire tool

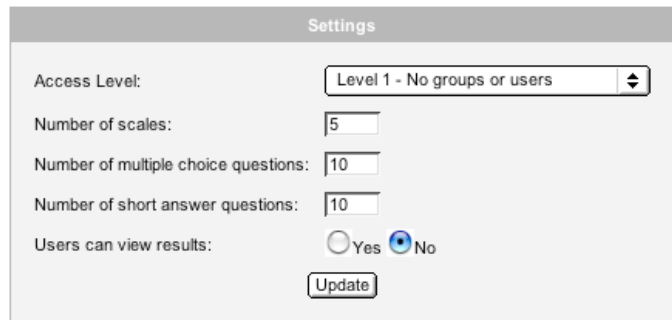
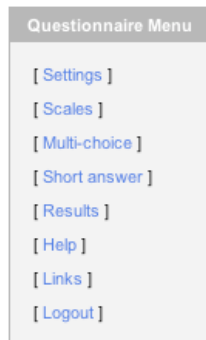
instructions for teachers

The questionnaire tool creates a Web form that can be used to gather feedback from students. The tool provides the option to create multi-choice and text-based responses. Teachers can view the feedback results at any stage.

1

getting started

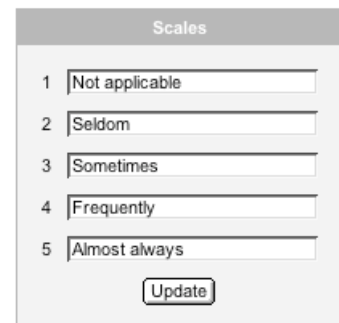
- Click **Settings** to set up the desired activity.
- select the required **number of scales** for the multi-choice items;
- select the required **number of multi-choice items** and **short answer questions**
- click to allow **users to view results**



2

setting the scales

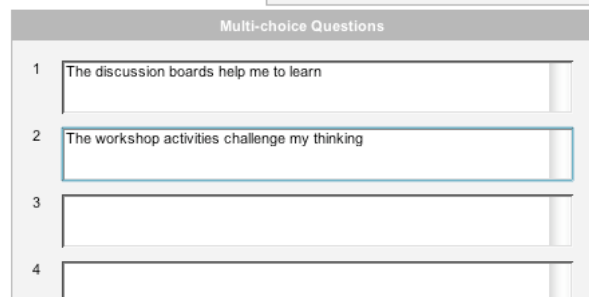
- enter the title for each scale eg. strongly disagree, disagree, neutral, agree, strongly agree;
- Click **Update** to submit the settings.



3

multi-choice questions

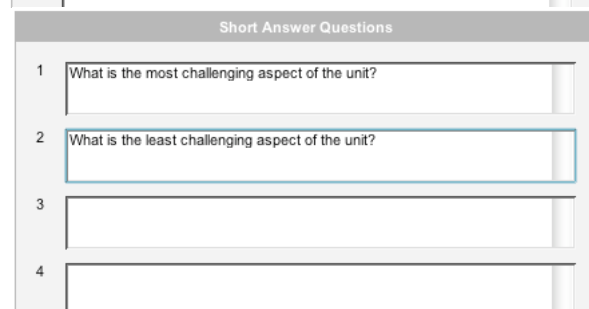
- Enter each multi-choice question;
- Click **Update** to submit the settings



4

short-answer questions

- Enter each multi-choice question;
- Click **Update** to submit the settings



Total number of responses: 1

5

viewing results

- Select **view results** from the menu;
- The results from the feedback forms show in the window.

